

Seymour Middle School

6GC

October 23, 2014

**RESPECT,
RESPONSIBILITY,
RESOURCEFULNESS**

Purpose of Our Meeting Today:

- To look at ***OUR*** first quarter “report card”
- In our first meeting together, I told you how important this time is in preparing you for SMS 7/8. Now, we’re nine weeks in so, “how are we doing?”

The Clock Is Ticking

■ SMS 7/8 is:

135 school days away.

The **THREE** **R's**

- Respect
- Responsibility
- Resourcefulness

EXPECTATIONS

1. Act like the upper middle school students you are becoming
2. *Do your homework*
3. Don't quit
4. Cooperate with teacher directives
5. Make good decisions.

Big Shoes To Fill!

■ Consider this . . .

Number of office referrals for inappropriate behavior at the 6GC . . . in the last three years!

	<u>1st Qrt.</u>	<u>2nd Qrt.</u>	<u>3rd Qrt.</u>	<u>4th Qrt.</u>	<u>TOTAL</u>
Class of 2016	36	34	30	35	119
Class of 2017	38	43	88	134	311
Class of 2018	65	77	51	107	281
Class of 2019	67	127	122	137	453
Class of 2020	54	54	27	67	202
Class of 2021	?	?	?	?	?

It's all about your choices . . .

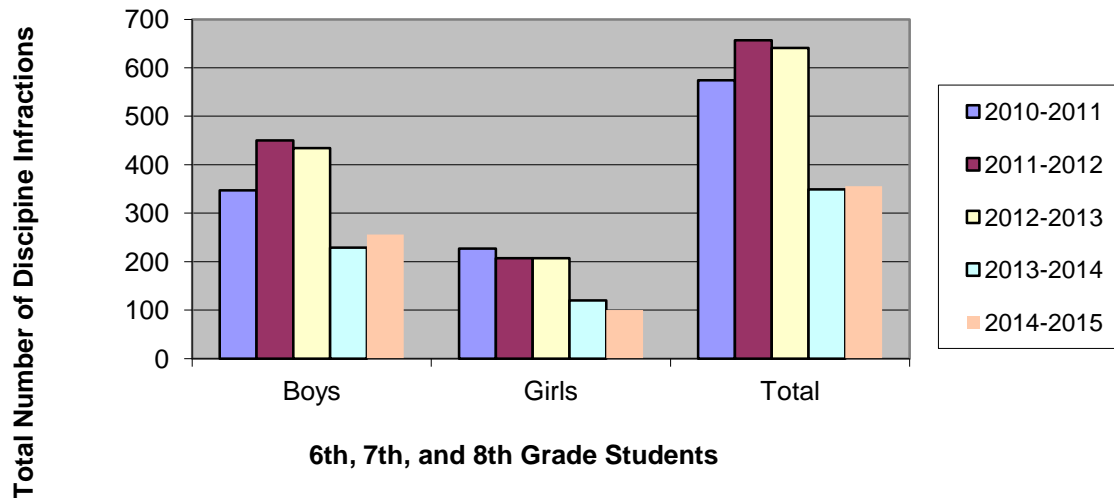
. . . it's all about the Three R's

So, how are you doing in your first 90 days?

Discipline

1st 9wks	2010-2011	2011-2012	2012-2013	2013-2014	2014-2015
Boys	347	450	434	229	256
Girls	227	207	207	120	100
Total	574	657	641	349	356

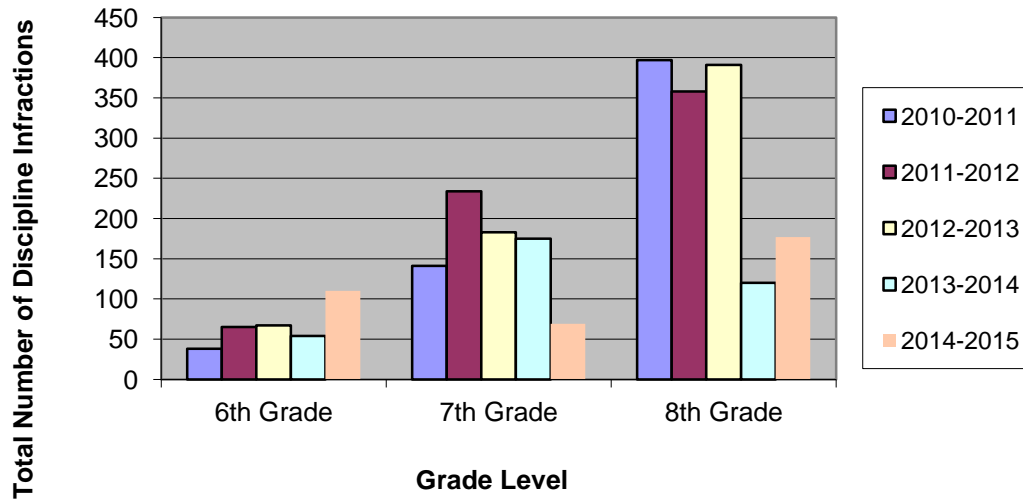
Student Discipline Summary Infraction Report (First Grading Period)



Discipline

1st 9wks	2010-2011	2011-2012	2012-2013	2013-2014	2014-2015
6th Grade	38	65	67	54	110
7th Grade	141	234	183	175	69
8th Grade	397	358	391	120	177

Student Discipline Summary Infraction Report (First Grading Period by Grades)



ISTEP+

It's our school's Superbowl!

- The Spring ISTEP+ exam is the test that measures how well we are doing as a school.
- If you were to consider all of the middle schools in the state of Indiana that are similar to ours . . . size, location, demographics . . . we are one of 22 Jr./Sr. High Schools (or middle schools) that fit into our category.
- And . . . if this were a “race” between us and the other 21 schools, in recent history we would finish . . .

ISTEP – Spring 2014

Average Percentage Pass – All Tested Grades E/LA and Math

- 1st @ 85.6% - Riverview School; #3025; Huntington; 06-08
- 2nd @ 82.3% - East Jay County Middle School; #3265; Portland; 06-08
- 3rd @ 75.6% - Edgewood Middle School; #3653; Warsaw; 07-08
- 4th @ 74.7% - Joseph F Tuttle Middle School; #6281; Crawfordsville; 06-08
- 5th @ 74.0% - New Castle Middle School; #2829; New Castle; 07-08
- 6th @ 73.4% - South Knox Middle-High School; #3490; Vincennes; 07-12
- 7th @ 73.4% - Lincoln Junior High School; #5949; Plymouth; 07-08
- 8th @ 72.5% - Bremen Elem/Middle School; #5943; Bremen; PK-08
- 9th @ 72.0% - Roosevelt Middle Sch; #9153; Monticello; 06-08
- 10th @ 71.8% - Lincoln Middle School; #0702; Logansport; 06-08
- 11th @ 68.9% - Scottsburg Middle School; #7645; Scottsburg; 06-08
- 12th @ 68.3% - Lakeview Middle School; #3607; Warsaw; 07-08
- 13th @ 67.1% - Garrett Middle Sch; #1331; Garrett; 05-08
- 14th @ 66.4% - Seymour Middle School; #3138; Seymour ; 06-08
- 15th @ 66.2% - Jennings County Middle School; #3393; North Vernon; 07-08
- 16th @ 65.7% - Mitchell Jr High School; #4924; Mitchell; 06-08
- 17th @ 64.9% - Bedford Middle School; #4905; Bedford; 06-08
- 18th @ 64.8% - Manchester Jr-Sr High School; #8625; N Manchester; 07-12
- 19th @ 64.8% - East Noble Middle School; #6461; Kendallville; 07-08
- 20th @ 64.5% - Madison Consolidated Jr High Sch; #3313; Madison; 06-08
- 21st @ 62.5% - Eastside Junior-Senior High Sch; #1317; Butler; 07-12
- 22nd @ 62.1% - R J Baskett Middle School; #2335; Gas City; 06-08

Spring 2014

ISTEP+ Results

Average Percentage Pass
BOTH E/LA and Math
All Tested Grades 6, 7 & 8

Cohort
Rank

Spring 2009	56.4%	22 nd
Spring 2010	63.3%	T-13 th
Spring 2011	65.0%	14 th
Spring 2012	63.8%	17 th
Spring 2013	60.5%	21 st
Spring 2014	66.4%	14 th
Spring 2015	?	?

SMS – OUR SCHOOL GRADE

According to the formula the State of Indiana uses to calculate every school's progress, . . .

. . . they look at our proficiency performance and our growth performance as an entire school . . .

. . . the Indiana Department of Education has not yet officially released our school grade for 2013-2014. We expect the grades to be released in November.

INDIANA'S GROWTH MODEL

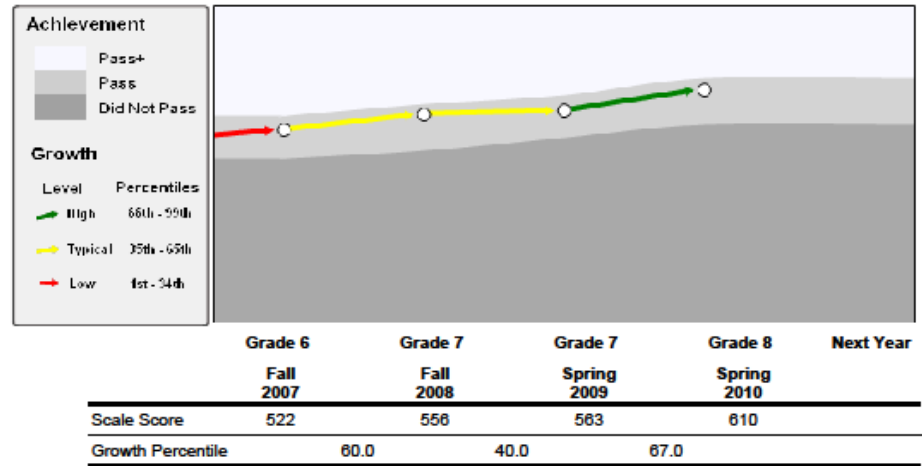
YOU COUNT!



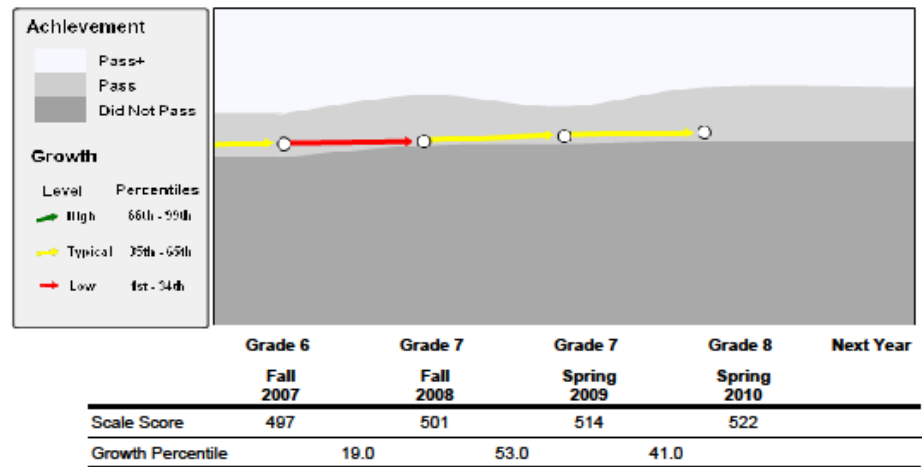
Student Growth Report

1/1/2011

Mathematics

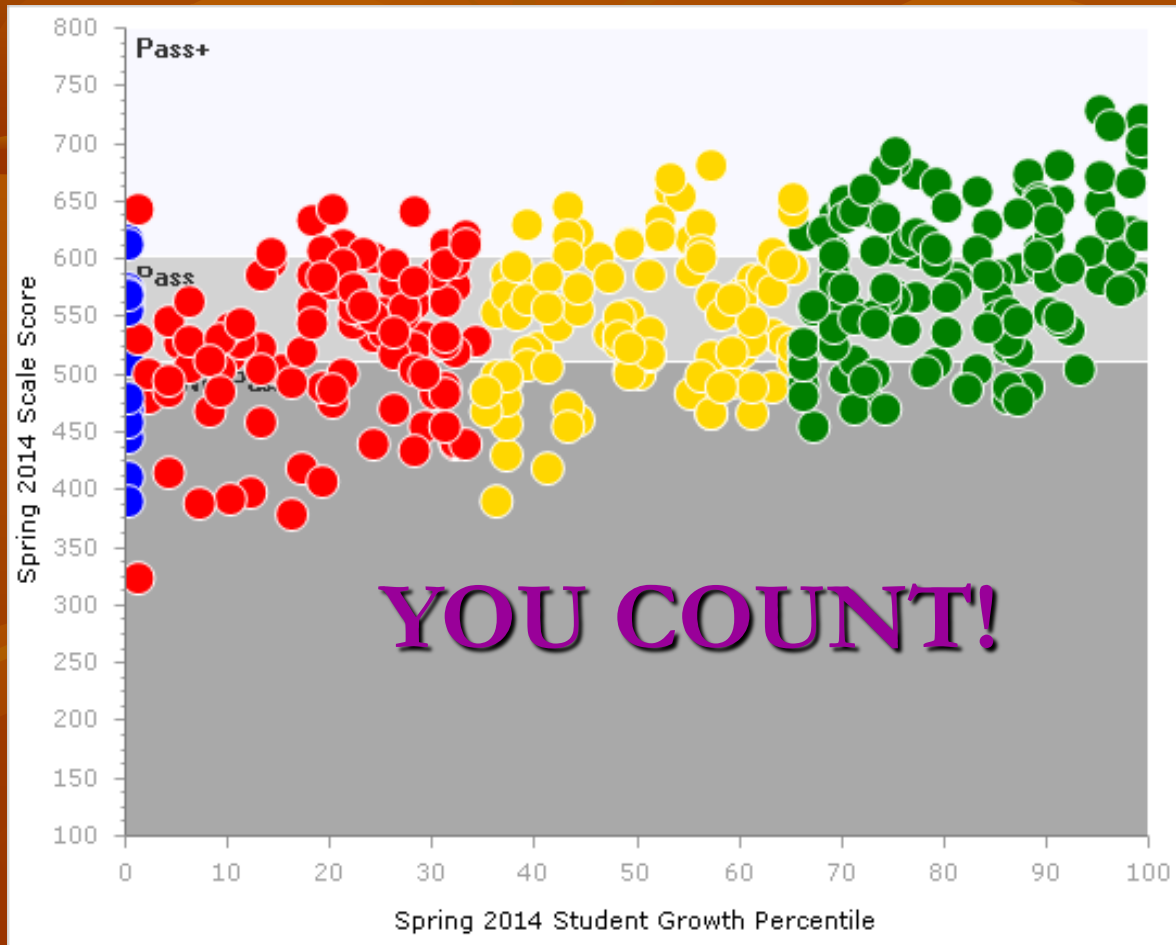


English Language Arts



Grade Achievement and Growth

Example: 7th Mathematics



GROWTH SUMMARY

High Growth (38.1%): 125
Typical Growth (31.1%): 102
Low Growth (30.8%): 101
Growth N/A: 16

Proficiency Summary

Pass+ (>603): 82
Pass (511-603): 163
Did Not Pass (<511): 99

SMS – OUR CURRENT
SCHOOL GRADE

All I *can* say right now,

is that

BECAUSE OF THE
6TH, 7TH, & 8TH
GRADE EFFORTS
LAST YEAR!!!!

Dress Down Days

We are going to celebrate
our *improvement* by
awarding everyone with
four (4) dress down days.

Dress Down Days

Mark your agendas:

Friday, October 31st

Friday, November 7th

Friday, November 14th

Friday, November 21st

SMS – OUR SCHOOL GRADE

Simply put:

- 1) We need to continue our growth (**yellow** or **green**) from everyone!
- 2) We continue to need **more of you passing** at each grade level. Remember: we are measured as an entire school, not only as individuals.
- 3) EACH OF US NEEDS TO DO OUR PART! EACH OF US NEEDS TO **CARE!!!**

Don't Ever Doubt Attitude

Attitude was what our whole “iCAN”
campaign was about:

Contribut(ing) - Attend(ing) - Never Quit(ting)

Don't Ever Doubt Effort

Effort was what our whole “iLEAD”
campaign was about:

Learn(ing) - Excel(ing) - Achieve(ing) – Dream(ing)

Don't Ever Doubt YOUR Impact

Impact is what our whole “iCARE”

campaign is about:

Commit(ting) - Aspir(ing) – Relat(ing) – Engag(ing)

Climbing & Leaving a Legacy

- Our success is entirely about attitude, about effort, about impact, about . . .

. . . the Three R's

- YOU are RESPONSIBLE for helping write the next chapter of our school legacy.

- That means a commitment to class effort and homework . . .

. . . every day!

- SMS students refuse to see themselves as . . . less. They refuse to accept themselves as anything but special.
- Ladies and gentlemen, you are now part of that legacy, and we are calling on you to be the best that you can be!

2014 Rank

8th @ 72.5% - Bremen Elem/Middle School; #5943; Bremen; PK-08

9th @ 72.0% - Roosevelt Middle Sch; #9153; Monticello; 06-08

10th @ 71.8% - Lincoln Middle School; #0702; Logansport; 06-08

11th @ 68.9% - Scottsburg Middle School; #7645; Scottsburg; 06-08

12th @ 68.3% - Lakeview Middle School; #3607; Warsaw; 07-08

13th @ 67.1% - Garrett Middle Sch; #1331; Garrett; 05-08

14th @ 66.4% - Seymour Middle School; #3138; Seymour ; 06-08

15th @ 66.2% - Jennings County Middle School; #3393; North Vernon; 07-08

16th @ 65.7% - Mitchell Jr High School; #4924; Mitchell; 06-08

17th @ 64.9% - Bedford Middle School; #4905; Bedford; 06-08

18th @ 64.8% - Manchester Jr-Sr High School; #8625; N Manchester; 07-12

19th @ 64.8% - East Noble Middle School; #6461; Kendallville; 07-08

2011-2012 School Grade

C

2012-2013 School Grade

D

2013-2014 School Grade

?!!!

2014-2015 . . . What's it gonna be?

Spring **2015** ISTEP+

T-minus

80 school days and counting.

My only question:

Are we going to do what it takes now
to be ready to show up then?

SMS Belief #3

Our third school belief is,

**“Everyone shares a responsibility
for success.”**

2014-2015
THEME

“iCARE”

“iCARE”

i

C ommit

A spire

R elate

E ngage

iCARE “special event”

Friday, October 24th

***WEAR YOUR iCARE
TEE SHIRT!!!!!!***

iCARE Convocation

iCARE

2014 – 2015

i Commit, i Aspire, i Relate, i Engage

“Never believe that a few caring people can’t change the world. For, indeed, that’s all who ever have.”

-Margaret Mead