

# Seymour Middle School

## 7/8

October 21, 2014

**RESPECT,  
RESPONSIBILITY,  
RESOURCEFULNESS**

# Purpose of Our Meeting Today:

- To look at ***OUR*** first quarter “report card”
- In our first meeting together, I told you how important this time is in preparing you for high school. Now, we’re nine weeks in, “how our we doing?”

# The Clock Is Ticking

■ High School is:

314 school days.

# The **THREE** **R's**

- Respect
- Responsibility
- Resourcefulness

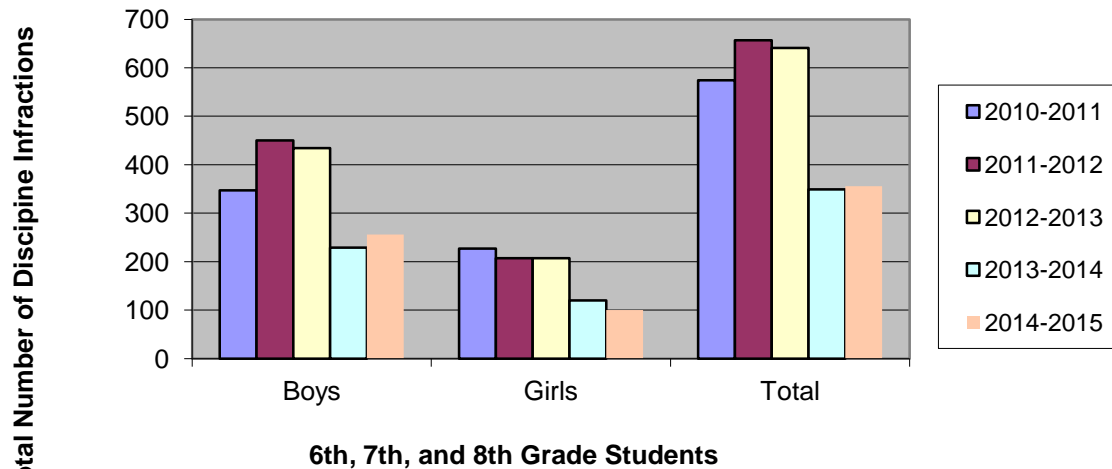
# EXPECTATIONS

1. Act like the high school students you are becoming
2. *Do your homework*
3. Don't quit
4. Cooperate with teacher directives
5. Make good decisions.

# Discipline

1st 9wks	2010-2011	2011-2012	2012-2013	2013-2014	2014-2015
Boys	347	450	434	229	256
Girls	227	207	207	120	100
Total	574	657	641	349	356

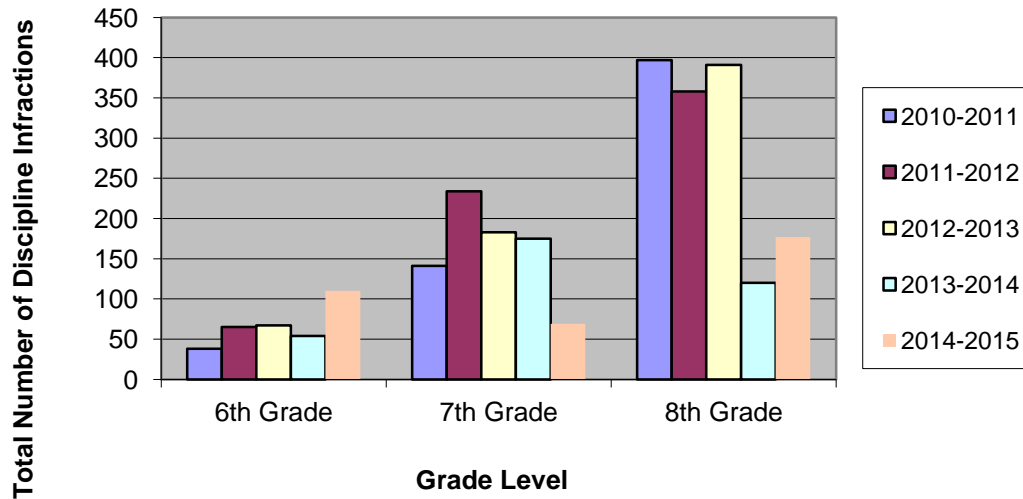
**Student Discipline Summary Infraction Report (First Grading Period)**



# Discipline

1st 9wks	2010-2011	2011-2012	2012-2013	2013-2014	2014-2015
6th Grade	38	65	67	54	110
7th Grade	141	234	183	175	69
8th Grade	397	358	391	120	177

Student Discipline Summary Infraction Report (First Grading Period by Grades)



# To sum up:

- EVERY CHOICE **YOU** MAKE, BEHAVIORALLY AND ACADEMICALLY, EFFECTS US ALL!
- Let me continue to encourage you to make every choice count. As you've heard me say, choices have consequences . . .  
... good or bad.



# Reward Day

- Criteria:
  1. No more than one absence
  2. No more than one tardy
  3. No disciplinary referrals
  4. 100% homework completion
  
- **563** students earned the privilege of attending the first reward day activity!!!
  
- This is **up 264 students** from the 299 who earned the privilege of attending the first reward day activity last year!

# 9,737 “good” choices

**9,737** represents the number of OWL Bucks remitted to the school store since beginning the 2014-2015 school year.

	<u>2014-2015</u>	<u>2013-2014</u>	<u>2012-2013</u>	<u>2011-2012</u>
Academic Effort/Demonstrated Improvement –	<b>3,917</b>	3,431	1,518	1,641
Classroom Cooperation/Citizenship –	<b>762</b>	956	795	1,019
Attendance to Class/Punctuality –	<b>144</b>	158	170	232
Relationship with Classmates –	<b>33</b>	59	116	144
Awarded but not marked –	<b><u>4,911</u></b>	<u>4,354</u>	<u>4,255</u>	<u>3,763</u>
	<b>9,737</b>	8,958	6,854	6,799

# Perspective & Putting the “Good Stuff” in

We just saw that 356 discipline referrals occurred during the first 9 weeks of school .

We also just saw that 9,737 OWL Bucks had been earned and returned (just 7<sup>th</sup> and 8<sup>th</sup> grade) in that time.

# Our Ratio Good:Bad

Discipline:  $356 \text{ incidences} / 9 \text{ weeks} =$   
 $40 \text{ incidences per week, or}$   
 $8 \text{ discipline incidences per day}$

Three R's:  $9,737 \text{ reward bucks} / 9 \text{ weeks} =$   
 $1,082 \text{ "positives" per week, or}$   
 $216 \text{ "positives" per day.}$

# Our Ratio Good:Bad

That means our good to bad ratio  
(what we have been able to “count”)  
is 216:8

-or-

# 27:1 (NEW RECORD!)

Highest GOOD:BAD “ratio” to start a school year  
on record for us was . . . 25:1.

(That occurred at the end of Quarter #1 last year; 2013-2014.)

# ISTEP+ Results

- One year ago, almost to the day (October 22, 2013), I shared with you our school's Spring 2013 ISTEP+ results.
- I shared with you at that time that the ISTEP+ test was, and remains to be, a measure of how well we are doing as a school.
- We considered our "ranking," pre-you, against the other middle schools in the state of Indiana that are most similar to ours in size, location and demographics. We considered where we fell on that list.

# ISTEP – Spring 2013

## Average Percentage Pass – All Tested Grades E/LA and Math

### Rank

2012   2011   2010   2009

- 1<sup>st</sup> @ 80.8% - Riverview School; #3025; Huntington; 06-08
- 2<sup>nd</sup> @ 80.1% - East Jay County Middle School; #3265; Portland; 06-08
- 3<sup>rd</sup> @ 76.1% - Edgewood Middle School; #3653; Warsaw; 07-08
- 4<sup>th</sup> @ 75.1% - Lincoln Junior High School; #5949; Plymouth; 07-08
- 5<sup>th</sup> @ 74.7% - Lakeview Middle School; #3607; Warsaw; 07-08
- 6<sup>th</sup> @ 74.2% - New Castle Middle School; #2829; New Castle; 07-08
- 7<sup>th</sup> @ 73.2% - Roosevelt Middle Sch; #9153; Monticello; 06-08
- 8<sup>th</sup> @ 72.4% - Bremen Elem/Middle School; #5943; Bremen; PK-08
- 9<sup>th</sup> @ 71.5% - Joseph F Tuttle Middle School; #6281; Crawfordsville; 06-08
- 10<sup>th</sup> @ 69.9% - Manchester Jr-Sr High School; #8625; N Manchester; 07-12
- **11<sup>th</sup> @ 69.7% - Scottsburg Middle School; #7645; Scottsburg; 06-08**
- 12<sup>th</sup> @ 69.1% - South Knox Middle-High School; #3490; Vincennes; 07-12
- **13<sup>th</sup> @ 67.4% - Jennings County Middle School; #3393; North Vernon; 07-08**
- **14<sup>th</sup> @ 66.1% - Bedford Middle School; #4905; Bedford; 06-08**
- 15<sup>th</sup> @ 66.0% - Eastside Junior-Senior High Sch; #1317; Butler; 07-12
- 16<sup>th</sup> @ 65.0% - Lincoln Middle School; #0702; Logansport; 06-08
- 17<sup>th</sup> @ 64.8% - Garrett Middle Sch; #1331; Garrett; 05-08
- **18<sup>th</sup> @ 62.9% - Mitchell Jr High School; #4924; Mitchell; 06-08**
- **19<sup>th</sup> @ 62.3% - Madison Consolidated Jr High Sch; #3313; Madison; 06-08**
- 20<sup>th</sup> @ 62.1% - East Noble Middle School; #6461; Kendallville; 07-08
- **21<sup>st</sup> @ 60.5% - Seymour Middle School; #3138; Seymour ; 06-08**      17<sup>th</sup>    14<sup>th</sup>    T-13<sup>th</sup>    22<sup>nd</sup>
- 22<sup>nd</sup> @ 60.1% - R J Baskett Middle School; #2335; Gas City; 06-08

During our August 12<sup>th</sup>  
meeting I shared our  
SMS 2014 ISTEP+  
school results:



## ISTEP – Spring 2014

### Average Percentage Pass – All Tested Grades E/LA and Math

- 1<sup>st</sup> @ 85.6% - Riverview School; #3025; Huntington; 06-08
- 2<sup>nd</sup> @ 82.3% - East Jay County Middle School; #3265; Portland; 06-08
- 3<sup>rd</sup> @ 75.6% - Edgewood Middle School; #3653; Warsaw; 07-08
- 4<sup>th</sup> @ 74.7% - Joseph F Tuttle Middle School; #6281; Crawfordsville; 06-08
- 5<sup>th</sup> @ 74.0% - New Castle Middle School; #2829; New Castle; 07-08
- 6<sup>th</sup> @ 73.4% - South Knox Middle-High School; #3490; Vincennes; 07-12
- 7<sup>th</sup> @ 73.4% - Lincoln Junior High School; #5949; Plymouth; 07-08
- 8<sup>th</sup> @ 72.5% - Bremen Elem/Middle School; #5943; Bremen; PK-08
- 9<sup>th</sup> @ 72.0% - Roosevelt Middle Sch; #9153; Monticello; 06-08
- 10<sup>th</sup> @ 71.8% - Lincoln Middle School; #0702; Logansport; 06-08
- 11<sup>th</sup> @ 68.9% - Scottsburg Middle School; #7645; Scottsburg; 06-08
- 12<sup>th</sup> @ 68.3% - Lakeview Middle School; #3607; Warsaw; 07-08
- 13<sup>th</sup> @ 67.1% - Garrett Middle Sch; #1331; Garrett; 05-08
- 14<sup>th</sup> @ 66.4% - Seymour Middle School; #3138; Seymour ; 06-08
- 15<sup>th</sup> @ 66.2% - Jennings County Middle School; #3393; North Vernon; 07-08
- 16<sup>th</sup> @ 65.7% - Mitchell Jr High School; #4924; Mitchell; 06-08
- 17<sup>th</sup> @ 64.9% - Bedford Middle School; #4905; Bedford; 06-08
- 18<sup>th</sup> @ 64.8% - Manchester Jr-Sr High School; #8625; N Manchester; 07-12
- 19<sup>th</sup> @ 64.8% - East Noble Middle School; #6461; Kendallville; 07-08
- 20<sup>th</sup> @ 64.5% - Madison Consolidated Jr High Sch; #3313; Madison; 06-08
- 21<sup>st</sup> @ 62.5% - Eastside Junior-Senior High Sch; #1317; Butler; 07-12
- 22<sup>nd</sup> @ 62.1% - R J Baskett Middle School; #2335; Gas City; 06-08

# Spring 2014 ISTEP+ Results

Average Percentage Pass  
BOTH E/LA and Math  
All Tested Grades 6, 7 & 8

Cohort  
Rank

Spring 2009	56.4%	22 <sup>nd</sup>
Spring 2010	63.3%	T-13 <sup>th</sup>
Spring 2011	65.0%	14 <sup>th</sup>
Spring 2012	63.8%	17 <sup>th</sup>
Spring 2013	60.5%	21 <sup>st</sup>
Spring 2014	66.4%	14 <sup>th</sup>
Spring 2015	?	?

# SMS – OUR SCHOOL GRADE

According to the formula the State of Indiana uses to calculate every school's progress, . . .

. . . they look at our proficiency performance and our growth performance as an entire school . . .

. . . the Indiana Department of Education has graded us a “**D**” school for 2012-2013.

# SMS – OUR CURRENT SCHOOL GRADE

I had hoped to share with you, today, what the Indiana Department of Education has graded us for the 2013-2014 school year.

The grades for all schools in the state were due to be released last Wednesday, October 15<sup>th</sup>.

Late in the afternoon, last Wednesday, I received an email that the grade release will not be until November.

SMS – OUR CURRENT  
SCHOOL GRADE

So, right now I am not yet permitted to share with you our school grade.

All I *can* say, is that . . .

The background of the slide is a solid orange-brown color, overlaid with a pattern of stylized, semi-transparent autumn leaves in various shades of brown and orange. The leaves are scattered across the frame, creating a seasonal and textured backdrop for the text.

BECAUSE OF  
YOUR  
EFFORTS!!!!

# Dress Down Days

We are going to celebrate our *improvement* by awarding you with four (4) dress down days.

# **Dress Down Days**

**Mark your agendas:**

**Friday, October 31<sup>st</sup>**

**Friday, November 7<sup>th</sup>**

**Friday, November 14<sup>th</sup>**

**Friday, November 21<sup>st</sup>**



# INDIANA'S GROWTH MODEL

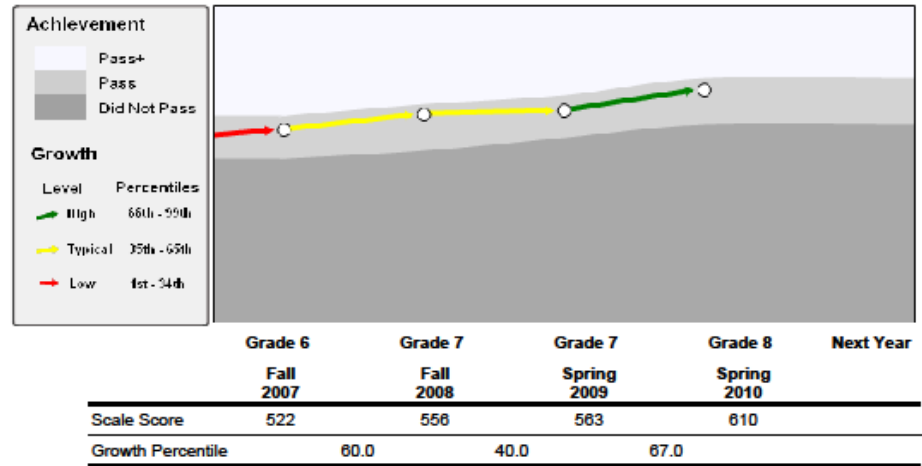
## YOU COUNT!



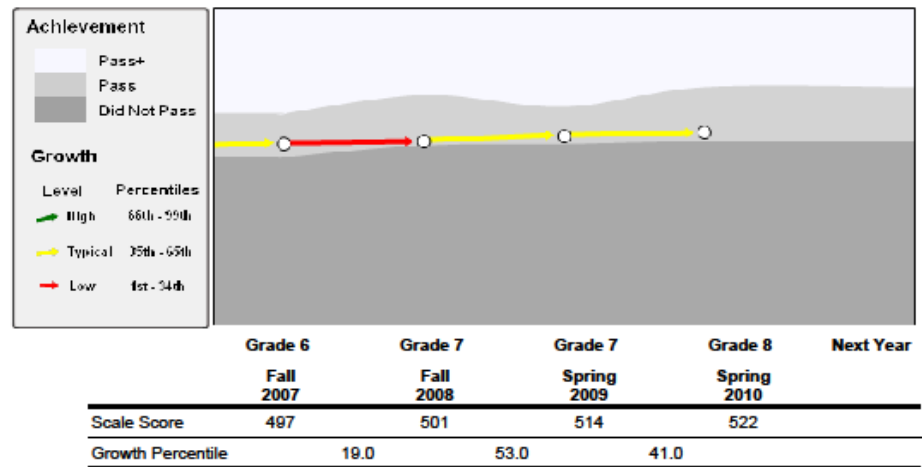
### Student Growth Report

1/1/2011

#### Mathematics

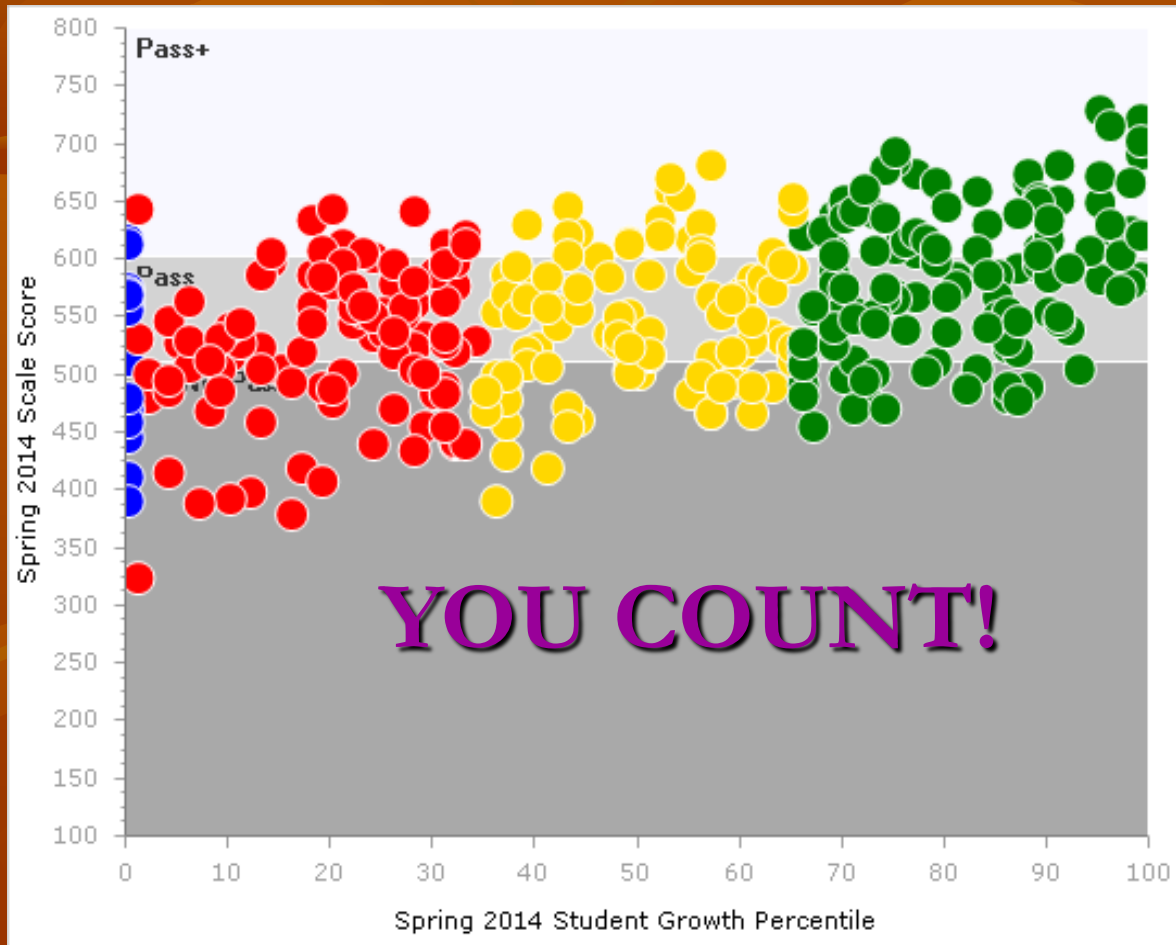


#### English Language Arts



# Grade Achievement and Growth

## Example: 7<sup>th</sup> Mathematics



### GROWTH SUMMARY

High Growth (38.1%): 125  
Typical Growth (31.1%): 102  
Low Growth (30.8%): 101  
Growth N/A: 16

### Proficiency Summary

Pass+ (>603): 82  
Pass (511-603): 163  
Did Not Pass (<511): 99

# SMS – OUR SCHOOL GRADE

Simply put:

- 1) We need to continue our growth (**yellow** or **green**) from everyone!
- 2) We continue to need **more of you passing** at each grade level. Remember: we are measured as an entire school, not only as individuals.
- 3) EACH OF US NEEDS TO DO OUR PART! EACH OF US NEEDS TO **CARE!!!**

# Don't Ever Doubt Attitude

Attitude was what our whole “iCAN”  
campaign was about:

**Contribut(ing) - Attend(ing) - Never Quit(ting)**

# Don't Ever Doubt Effort

Effort was what our whole “**iLEAD**”  
campaign was about:

**Learn(ing) - Excel(ing) - Achieve(ing) – Dream(ing)**

# Don't Ever Doubt YOUR Impact

Impact is what our whole “iCARE”

campaign is about:

**Commit(ting) - Aspir(ing) – Relat(ing) – Engag(ing)**

# Climbing & Leaving a Legacy

- Our success is entirely about attitude, about effort, about impact, about . . .

. . . the Three R's

- YOU are RESPONSIBLE for helping write the next chapter of our school legacy.

- That means a commitment to class effort and homework . . .

. . . every day!

- SMS students refuse to see themselves as . . . less. They refuse to accept themselves as anything but special.
- Ladies and gentlemen, you are now concluding your part in that legacy, and we are calling on you to be the very best that you can be.



## 2014 Rank

8<sup>th</sup> @ 72.5% - Bremen Elem/Middle School; #5943; Bremen; PK-08

9<sup>th</sup> @ 72.0% - Roosevelt Middle Sch; #9153; Monticello; 06-08

10<sup>th</sup> @ 71.8% - Lincoln Middle School; #0702; Logansport; 06-08

11<sup>th</sup> @ 68.9% - Scottsburg Middle School; #7645; Scottsburg; 06-08

12<sup>th</sup> @ 68.3% - Lakeview Middle School; #3607; Warsaw; 07-08

13<sup>th</sup> @ 67.1% - Garrett Middle Sch; #1331; Garrett; 05-08

**14<sup>th</sup> @ 66.4% - Seymour Middle School; #3138; Seymour ; 06-08**

15<sup>th</sup> @ 66.2% - Jennings County Middle School; #3393; North Vernon; 07-08

16<sup>th</sup> @ 65.7% - Mitchell Jr High School; #4924; Mitchell; 06-08

17<sup>th</sup> @ 64.9% - Bedford Middle School; #4905; Bedford; 06-08

18<sup>th</sup> @ 64.8% - Manchester Jr-Sr High School; #8625; N Manchester; 07-12

19<sup>th</sup> @ 64.8% - East Noble Middle School; #6461; Kendallville; 07-08

2011-2012 School Grade

C

2012-2013 School Grade

D

2013-2014 School Grade

?!!!

2014-2015 . . . What's it gonna be?

# Spring **2015** ISTEP+

T-minus . . . .

**80** school days and counting.

My only question:

Are we going to do what it takes now  
to be ready to show up then?

# SMS Belief #3

Our third school belief is,

**“Everyone shares a responsibility  
for success.”**

2014-2015  
THEME

“iCARE”

# “iCARE”

i

C ommit

A spire

R elate

E ngage

iCARE “special event”

Friday, October 24<sup>th</sup>

***WEAR YOUR iCARE  
TEE SHIRT!!!!!!***

iCARE Convocation

# iCARE

2014 – 2015

i Commit, i Aspire, i Relate, i Engage

“Never believe that a few caring people can’t change the world. For, indeed, that’s all who ever have.”

*-Margaret Mead*