

Seymour Middle School

7/8

October 21, 2014

**RESPECT,
RESPONSIBILITY,
RESOURCEFULNESS**

Purpose of Our Meeting Today:

- To look at **OUR** first quarter “report card”
- I continue to remind you of how important this time is in preparing you for high school. We’re nine weeks in to your 8th grade year (406 days into your middle school experience), “how our we doing?”

The Clock Is Always Ticking

- High School is:

134 school days.

The **THREE** R's

- Respect
- Responsibility
- Resourcefulness

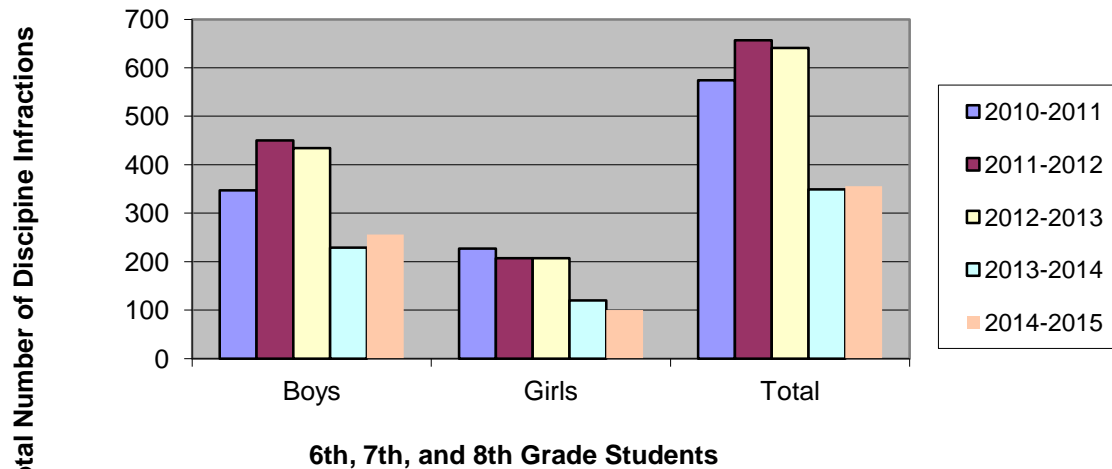
EXPECTATIONS

1. Act like the high school students you are becoming
2. *Do your homework*
3. Don't quit
4. Cooperate with teacher directives
5. Make good decisions.

Discipline

| 1st 9wks | 2010-2011 | 2011-2012 | 2012-2013 | 2013-2014 | 2014-2015 |
|----------|-----------|-----------|-----------|-----------|-----------|
| Boys | 347 | 450 | 434 | 229 | 256 |
| Girls | 227 | 207 | 207 | 120 | 100 |
| Total | 574 | 657 | 641 | 349 | 356 |

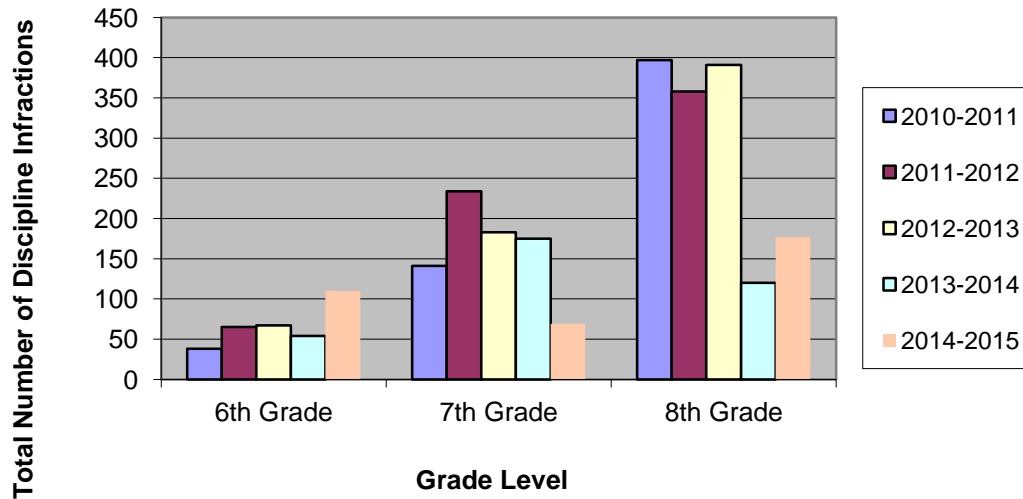
Student Discipline Summary Infraction Report (First Grading Period)



Discipline

| 1st 9wks | 2010-2011 | 2011-2012 | 2012-2013 | 2013-2014 | 2014-2015 |
|-----------|-----------|-----------|-----------|-----------|-----------|
| 6th Grade | 38 | 65 | 67 | 54 | 110 |
| 7th Grade | 141 | 234 | 183 | 175 | 69 |
| 8th Grade | 397 | 358 | 391 | 120 | 177 |

Student Discipline Summary Infraction Report (First Grading Period by Grades)



To sum up:

- EVERY CHOICE **YOU** MAKE,
BEHAVIORALLY AND ACADEMICALLY,
EFFECTS US ALL!
- Let me continue to encourage you to make every choice count. As you've heard me say, choices have consequences . . .
... good or bad.

Reward Day

- Criteria:
 1. No more than one absence
 2. No more than one tardy
 3. No disciplinary referrals
 4. 100% homework completion

- **563** students earned the privilege of attending the first reward day activity!!!

- This is **up 264 students** from the 299 who earned the privilege of attending the first reward day activity last year!

9,737 “good” choices

9,737 represents the number of OWL Bucks remitted to the school store since beginning the 2014-2015 school year.

| | <u>2014-2015</u> | <u>2013-2014</u> | <u>2012-2013</u> | <u>2011-2012</u> |
|--|---------------------|------------------|------------------|------------------|
| Academic Effort/Demonstrated Improvement – | 3,917 | 3,431 | 1,518 | 1,641 |
| Classroom Cooperation/Citizenship – | 762 | 956 | 795 | 1,019 |
| Attendance to Class/Punctuality – | 144 | 158 | 170 | 232 |
| Relationship with Classmates – | 33 | 59 | 116 | 144 |
| Awarded but not marked – | <u>4,911</u> | <u>4,354</u> | <u>4,255</u> | <u>3,763</u> |
| | 9,737 | 8,958 | 6,854 | 6,799 |

Perspective & Putting the “Good Stuff” in

We just saw that 356 discipline referrals occurred during the first 9 weeks of school .

We also just saw that 9,737 OWL Bucks had been earned and returned (just 7th and 8th grade) in that time.

Our Ratio Good:Bad

Discipline: $356 \text{ incidences} / 9 \text{ weeks} =$
 $40 \text{ incidences per week, or}$
 $8 \text{ discipline incidences per day}$

Three R's: $9,737 \text{ reward bucks} / 9 \text{ weeks} =$
 $1,082 \text{ "positives" per week, or}$
 $216 \text{ "positives" per day.}$

Our Ratio Good:Bad

That means our good to bad ratio
(what we have been able to “count”)
is 216:8

-or-

27:1 (NEW RECORD!)

Highest GOOD:BAD “ratio” to start a school year
on record for us was . . . 25:1.

(That occurred at the end of Quarter #1 last year; 2013-2014.)

ISTEP+ Results

- One year ago, almost to the day (October 22, 2013), I shared with you our school's Spring 2013 ISTEP+ results.
- I shared with you at that time that the ISTEP+ test was, and remains to be, a measure of how well we are doing as a school.
- We considered our "ranking," after your 6th grade year, against the other middle schools in the state of Indiana that are most similar to ours in size, location and demographics. We considered where we fell on that list.

ISTEP – Spring 2013

Average Percentage Pass – All Tested Grades E/LA and Math

Rank

2012 2011 2010 2009

- 1st @ 80.8% - Riverview School; #3025; Huntington; 06-08
- 2nd @ 80.1% - East Jay County Middle School; #3265; Portland; 06-08
- 3rd @ 76.1% - Edgewood Middle School; #3653; Warsaw; 07-08
- 4th @ 75.1% - Lincoln Junior High School; #5949; Plymouth; 07-08
- 5th @ 74.7% - Lakeview Middle School; #3607; Warsaw; 07-08
- 6th @ 74.2% - New Castle Middle School; #2829; New Castle; 07-08
- 7th @ 73.2% - Roosevelt Middle Sch; #9153; Monticello; 06-08
- 8th @ 72.4% - Bremen Elem/Middle School; #5943; Bremen; PK-08
- 9th @ 71.5% - Joseph F Tuttle Middle School; #6281; Crawfordsville; 06-08
- 10th @ 69.9% - Manchester Jr-Sr High School; #8625; N Manchester; 07-12
- **11th @ 69.7% - Scottsburg Middle School; #7645; Scottsburg; 06-08**
- 12th @ 69.1% - South Knox Middle-High School; #3490; Vincennes; 07-12
- **13th @ 67.4% - Jennings County Middle School; #3393; North Vernon; 07-08**
- **14th @ 66.1% - Bedford Middle School; #4905; Bedford; 06-08**
- 15th @ 66.0% - Eastside Junior-Senior High Sch; #1317; Butler; 07-12
- 16th @ 65.0% - Lincoln Middle School; #0702; Logansport; 06-08
- 17th @ 64.8% - Garrett Middle Sch; #1331; Garrett; 05-08
- **18th @ 62.9% - Mitchell Jr High School; #4924; Mitchell; 06-08**
- **19th @ 62.3% - Madison Consolidated Jr High Sch; #3313; Madison; 06-08**
- 20th @ 62.1% - East Noble Middle School; #6461; Kendallville; 07-08
- **21st @ 60.5% - Seymour Middle School; #3138; Seymour ; 06-08** 17th 14th T-13th 22nd
- 22nd @ 60.1% - R J Baskett Middle School; #2335; Gas City; 06-08

During our August 12th
meeting I shared our
SMS 2014 ISTEP+
school results:

ISTEP – Spring 2014

Average Percentage Pass – All Tested Grades E/LA and Math

- 1st @ 85.6% - Riverview School; #3025; Huntington; 06-08
- 2nd @ 82.3% - East Jay County Middle School; #3265; Portland; 06-08
- 3rd @ 75.6% - Edgewood Middle School; #3653; Warsaw; 07-08
- 4th @ 74.7% - Joseph F Tuttle Middle School; #6281; Crawfordsville; 06-08
- 5th @ 74.0% - New Castle Middle School; #2829; New Castle; 07-08
- 6th @ 73.4% - South Knox Middle-High School; #3490; Vincennes; 07-12
- 7th @ 73.4% - Lincoln Junior High School; #5949; Plymouth; 07-08
- 8th @ 72.5% - Bremen Elem/Middle School; #5943; Bremen; PK-08
- 9th @ 72.0% - Roosevelt Middle Sch; #9153; Monticello; 06-08
- 10th @ 71.8% - Lincoln Middle School; #0702; Logansport; 06-08
- 11th @ 68.9% - Scottsburg Middle School; #7645; Scottsburg; 06-08
- 12th @ 68.3% - Lakeview Middle School; #3607; Warsaw; 07-08
- 13th @ 67.1% - Garrett Middle Sch; #1331; Garrett; 05-08
- 14th @ 66.4% - Seymour Middle School; #3138; Seymour ; 06-08
- 15th @ 66.2% - Jennings County Middle School; #3393; North Vernon; 07-08
- 16th @ 65.7% - Mitchell Jr High School; #4924; Mitchell; 06-08
- 17th @ 64.9% - Bedford Middle School; #4905; Bedford; 06-08
- 18th @ 64.8% - Manchester Jr-Sr High School; #8625; N Manchester; 07-12
- 19th @ 64.8% - East Noble Middle School; #6461; Kendallville; 07-08
- 20th @ 64.5% - Madison Consolidated Jr High Sch; #3313; Madison; 06-08
- 21st @ 62.5% - Eastside Junior-Senior High Sch; #1317; Butler; 07-12
- 22nd @ 62.1% - R J Baskett Middle School; #2335; Gas City; 06-08

Spring 2014

ISTEP+ Results

Average Percentage Pass
BOTH E/LA and Math
All Tested Grades 6, 7 & 8

Cohort
Rank

| | | |
|-------------|-------|--------------------|
| Spring 2009 | 56.4% | 22 nd |
| Spring 2010 | 63.3% | T-13 th |
| Spring 2011 | 65.0% | 14 th |
| Spring 2012 | 63.8% | 17 th |
| Spring 2013 | 60.5% | 21 st |
| Spring 2014 | 66.4% | 14 th |
| Spring 2015 | ? | ? |

SMS – OUR SCHOOL GRADE

According to the formula the State of Indiana uses to calculate every school's progress, . . .

. . . they look at our proficiency performance and our growth performance as an entire school . . .

. . . the Indiana Department of Education has graded us a “D” school for 2012-2013.

SMS – OUR CURRENT SCHOOL GRADE

I had hoped to share with you, today, what the Indiana Department of Education has graded us for the 2013-2014 school year.

The grades for all schools in the state were due to be released last Wednesday, October 15th.

Late in the afternoon, last Wednesday, I received an email that the grade release will not be until November.

**SMS – OUR CURRENT
SCHOOL GRADE**

So, right now I am not yet permitted to share with you our school grade.

All I *can* say, is that . . .

BECAUSE OF
YOUR
EFFORTS!!!!

Dress Down Days

We are going to celebrate our *improvement* by awarding you with four (4) dress down days.

Dress Down Days

We are going to celebrate
our *improvement* by
awarding you with four
(4) dress down days.

Dress Down Days

Mark your agendas:

Friday, October 31st

Friday, November 7th

Friday, November 14th

Friday, November 21st

INDIANA'S GROWTH MODEL

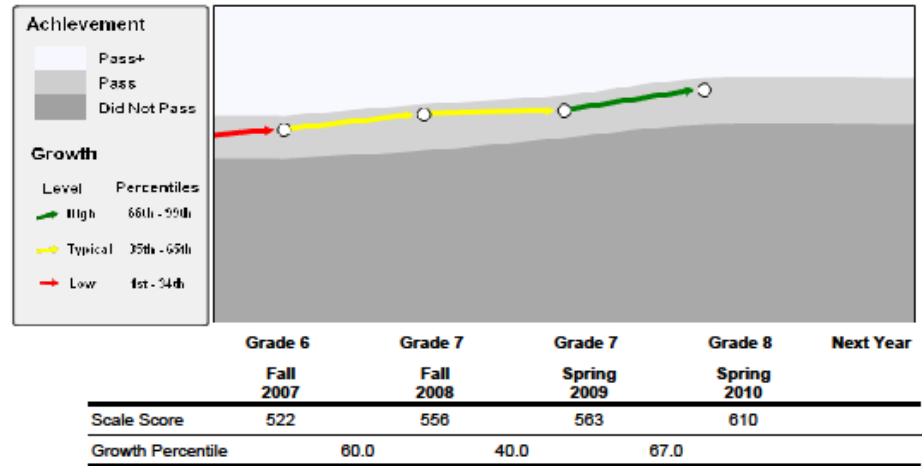
YOU COUNT!



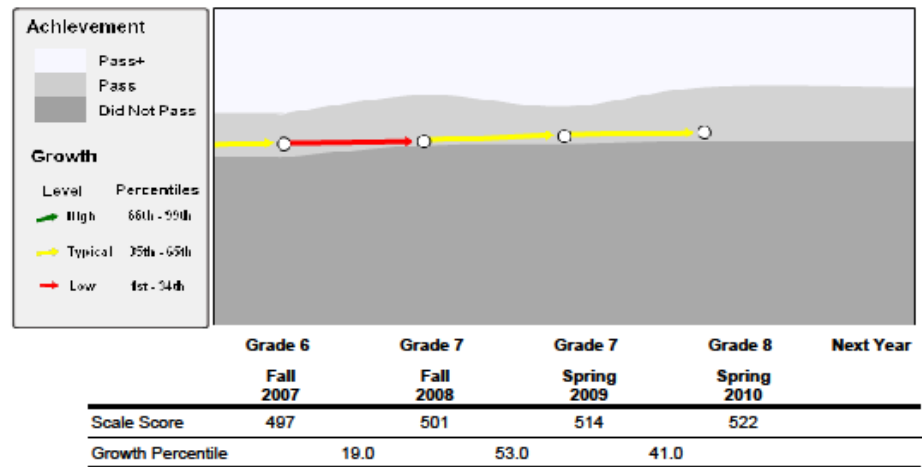
Student Growth Report

1/1/2011

Mathematics

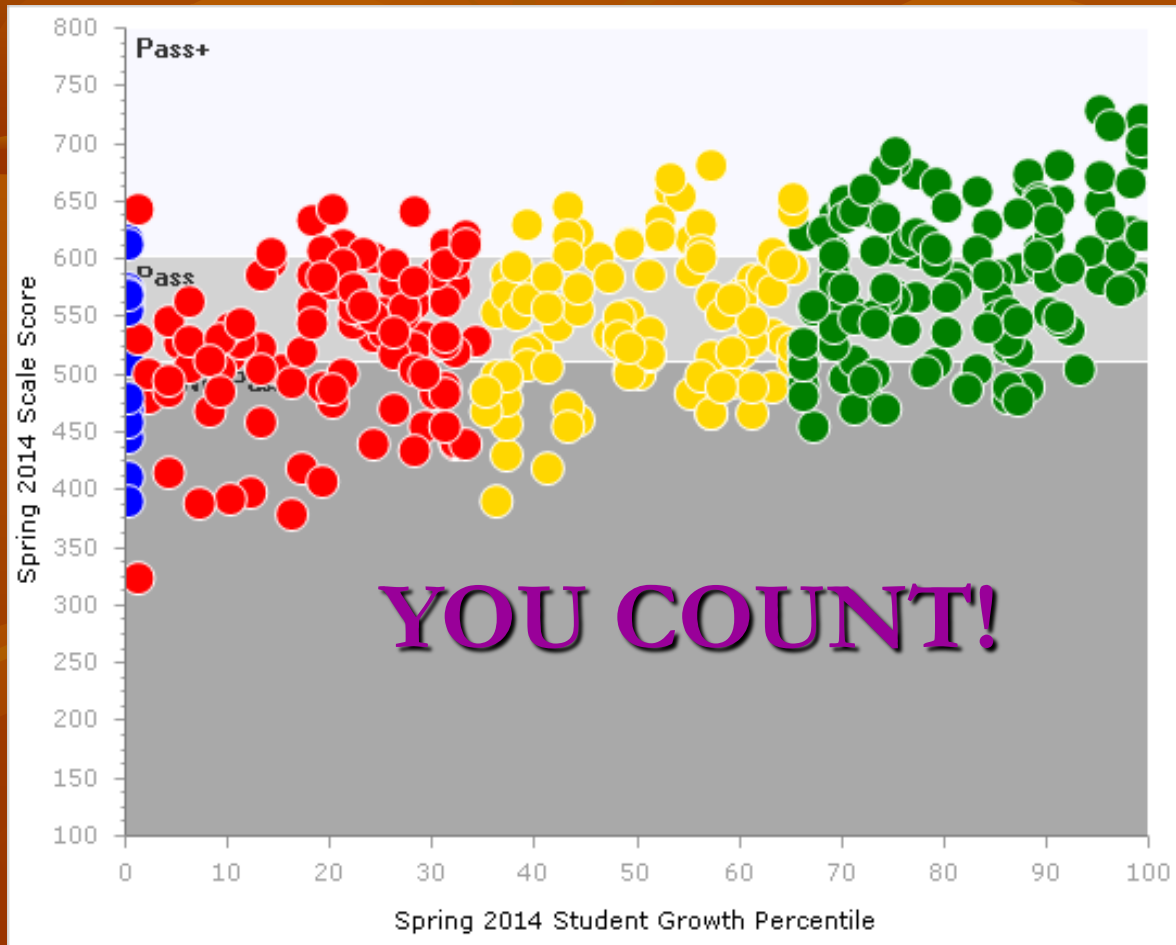


English Language Arts



Grade Achievement and Growth

Example: 7th Mathematics



GROWTH SUMMARY

High Growth (38.1%): 125
Typical Growth (31.1%): 102
Low Growth (30.8%): 101
Growth N/A: 16

Proficiency Summary

Pass+ (>603): 82
Pass (511-603): 163
Did Not Pass (<511): 99

SMS – OUR SCHOOL GRADE

Simply put:

- 1) We need to continue our growth (**yellow** or **green**) from everyone!
- 2) We continue to need **more of you passing** at each grade level. Remember: we are measured as an entire school, not only as individuals.
- 3) EACH OF US NEEDS TO DO OUR PART! EACH OF US NEEDS TO **CARE!!!**

Don't Ever Doubt Attitude

Attitude was what our whole “iCAN”
campaign was about:

Contribut(ing) - Attend(ing) - Never Quit(ting)

Don't Ever Doubt Effort

Effort was what our whole “**iLEAD**”
campaign was about:

Learn(ing) - Excel(ing) - Achieve(ing) – Dream(ing)

Don't Ever Doubt YOUR Impact

Impact is what our whole “iCARE”

campaign is about:

Commit(ting) - Aspir(ing) – Relat(ing) – Engag(ing)

Climbing & Leaving a Legacy

- Our success is entirely about attitude, about effort, about impact, about . . .

. . . the Three R's

- YOU are RESPONSIBLE for helping write the next chapter of our school legacy.

- That means a commitment to class effort and homework . . .

. . . every day!

- SMS students refuse to see themselves as . . . less. They refuse to accept themselves as anything but special.
- Ladies and gentlemen, you are now concluding your part in that legacy, and we are calling on you to be the very best that you can be.

2014 Rank

8th @ 72.5% - Bremen Elem/Middle School; #5943; Bremen; PK-08

9th @ 72.0% - Roosevelt Middle Sch; #9153; Monticello; 06-08

10th @ 71.8% - Lincoln Middle School; #0702; Logansport; 06-08

11th @ 68.9% - Scottsburg Middle School; #7645; Scottsburg; 06-08

12th @ 68.3% - Lakeview Middle School; #3607; Warsaw; 07-08

13th @ 67.1% - Garrett Middle Sch; #1331; Garrett; 05-08

14th @ 66.4% - Seymour Middle School; #3138; Seymour ; 06-08

15th @ 66.2% - Jennings County Middle School; #3393; North Vernon; 07-08

16th @ 65.7% - Mitchell Jr High School; #4924; Mitchell; 06-08

17th @ 64.9% - Bedford Middle School; #4905; Bedford; 06-08

18th @ 64.8% - Manchester Jr-Sr High School; #8625; N Manchester; 07-12

19th @ 64.8% - East Noble Middle School; #6461; Kendallville; 07-08

2011-2012 School Grade

C

2012-2013 School Grade

D

2013-2014 School Grade

?!!!!

2014-2015 . . . What's it gonna be?

Spring **2015** ISTEP+

T-minus

80 school days and counting.

My only question:

Are we going to do what it takes now
to be ready to show up then?

SMS Belief #3

Our third school belief is,

**“Everyone shares a responsibility
for success.”**

2014-2015
THEME

“iCARE”

“iCARE”

i

C ommit

A spire

R elate

E ngage

iCARE “special event”

Friday, October 24th

***WEAR YOUR iCARE
TEE SHIRT!!!!!!***

iCARE Convocation

iCARE

2014 – 2015

i Commit, i Aspire, i Relate, i Engage

“Never believe that a few caring people can’t change the world. For, indeed, that’s all who ever have.”

-Margaret Mead